

RAMSET AUTOMATIC GATE SYSTEMS INC.

Ramset has been delivering quality and value since 1994

Ramset manufactures the most durable and reliable gate openers in the industry. We also provide an extensive line of accessories and quality hardware.

Our gate openers are designed to provide safe, efficient, and reliable operation for years to come. The sleek, modern design combined with a full line of accessories and the security of a ten year industry leading warranty makes Ramset the most attractive and versatile gate openers in their class.

Ramset has built a reputation for designing and building the finest gate openers in the industry. A combination of intelligent design and durable construction have allowed us to provide our customers with the most powerful operators available on the market without sacrificing efficiency or our whisper quiet performance.

When you consider the advantage of buying from a company that prides itself on having the highest standards of customer service and technical support; Ramset is the obvious choice for those who want to maximize value without sacrificing quality.



RAM 2000 RAM 2100 RAM 2200

- ✓ Easy Installation
- ✓ Heavy Duty
- ✓ Reliable
- ✓ Low Maintenance



OPTIONAL ACCESSORIES



LCD Keypad

1,024 Codes.
5,112 Event Log.
LCD Display.
7-Day Timer.
Time Zones.
Latching/ Hold Open.
Stainless Steel Faceplate.



ILD-24S Loop Detector

Plug-in-loop detector with
sensitivity adjustment and
inherent loop diagnostics.



RPI (Ramset Power Inverter)

Maintains power to your
operator and accessories
when the main power is
lost. 750W output.



Fire Box

Allows the fire department
to open your gate in the
case of an emergency.




BBS-Battery Back-Up System

1,000 lb capacity.
Opens the gate
when power is lost.

10-Year Warranty
Residential

7-Year Warranty
Commercial

DISTRIBUTED BY:





RAM 2000

Commercial
Industrial

RAM 2100

Commercial
Industrial



RAM 2200

Commercial
Industrial



SPECIFICATIONS:

RAM 2000 MAXIMUM GATE SIZE & WEIGHT: 20' @ 450 lbs.
RAM 2100 MAXIMUM GATE SIZE & WEIGHT: 20' @ 700 lbs.
GATE TRAVELING SPEED: Approx. 90° opening in 14 sec.
CYCLES: Continuous. SHIPPING WEIGHT: 135 lbs.
OPERATING TEMPERATURE: -10° F to 160° F

Electric Motor:

1/2 Hp, 120 VAC, 4.5 amp (2000)
3/4 Hp, 120 VAC, 8.5 amp (2100)
50/60Hz, continuous duty with high speed
ball bearings and resettable overload button.

Heavy Duty Worm Gear:

Lubricated in an oil bath for smooth and
quiet operation.

Limit Switches:

Mechanical adjustment for
accurate gate stop settings.

Finish:


Gold/Zinc plated to inhibit corrosion.

Cover:

High-impact resistant charcoal gray
polyethylene.

Dimensions:

H: 10" L: 143" W: 13"



RAM 2000 RAM 2100

Commercial / Industrial

SPECIFICATIONS:

MAXIMUM GATE SIZE & WEIGHT: 20' @ 700 lbs.
GATE TRAVELING SPEED: Approx. 90° opening in 14 sec.
CYCLES: Continuous. SHIPPING WEIGHT: 135 lbs.
OPERATING TEMPERATURE: -10° F to 160° F

Electric Motor:

1 Hp, 220 VAC, 4.5 amp 50/60Hz,
continuous duty with high speed
ball bearings and resettable overload button.

Heavy Duty Worm Gear:

Lubricated in an oil bath for smooth and
quiet operation.

Limit Switches:

Mechanical adjustment for
accurate gate stop settings.

Finish:


Gold/Zinc plated to inhibit corrosion.

Cover:

High-impact resistant charcoal gray
polyethylene.

Dimensions:

H: 10" L: 143" W: 13"



RAM 2200

Commercial / Industrial

RAMSET "Intelligate" Control Board

The Intelligate control board is the most advanced gate controller in the industry, putting Ramset ahead of the competition when it comes to reliability and number of features. It is controlled by a programmable microprocessor that reads and precisely executes all functions of the control board. Some of the features of the control board include:

- * Automatic close timer
- * Pre warning alarm relays
- * Constant warning alarm relays
- * Self adjusting ERD
- * Dual gate communication capability
- * Secure close
- * Anti-tailgating/One pass system
- * Radio cycle (open, stop & close)
- * Open & close delays
- * Indicator lights for easy troubleshooting
- * Plug in loop detectors
- * Left/Right installation switch



Emergency Release



Dimensions

